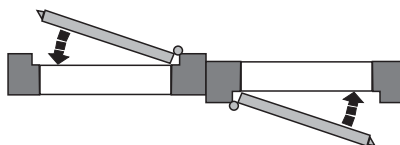


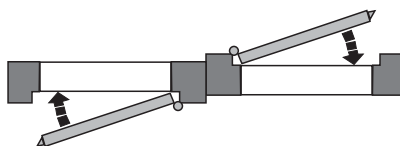
KORACI METRIČKOG NAVOJA			TABLICA ZA NAREZIVANJE	
oznaka navoja	standardni navoj	fini navoj	srž vijka	burgija
M 3	0,5		2,46	2,5
M 3,5	0,6		2,85	2,9
M 4	0,7		3,24	3,3
M 5	0,8		4,13	4,2
M 6	1		4,92	5,0
M 7	1			
M 8	1,25	1	6,65	6,8
M 10	1,5	1,25	8,38	8,5
M 12	1,75	1,25 - 1,5	10,11	10,2
M 14	2	1,5	11,84	12,0
M 16	2	1,5	13,84	14,0
M 18	2,5	1,5	15,30	15,5
M 20	2,5	1,5	17,30	17,5
M 22	2,5	1,5		
M 24	3	2		
M 27	3	2		
M 30	3,5	2		

ZATVARANJE VRATA

- Levo zatvaranje je ono koje se vrši suprotno kretanju kazaljke na satu.



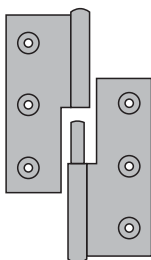
JUS D E1.100



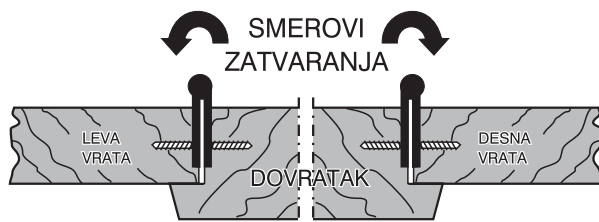
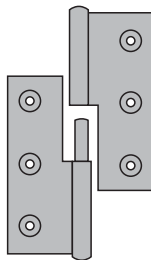
- Desno zatvaranje je ono koje se vrši u smeru kretanja kazaljke na satu

OZNAČAVANJE SPOJNICA

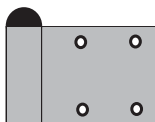
LEVA
SPOJNICA



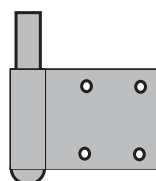
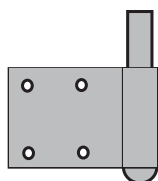
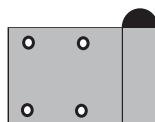
DESNA
SPOJNICA



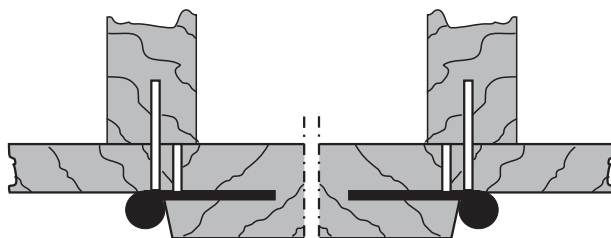
LEVA



DESNA



OTVOREN
POLOŽAJ



ZATVOREN
POLOŽAJ